

Harris County
Department of
Education

Monthly Investment Report

as of March 31, 2019
(unaudited)

Audio Briefing at:

<http://www.showme.com/sh?h=3CsRMiu>



MONTHLY INVESTMENT REPORT (unaudited)

PURPOSE OF REPORT

As of March 31, 2019

- State compliance with state law, HCDE policy and investment strategy.

Texas Government Code, Section 2256, Public Funds Investment Act;
and

HCDE CDA (LEGAL) and CDA (LOCAL), Other Revenues: Investments

- Describe investment position at report date.

HCDE Portfolio by Investment Type / PFC Portfolio by Investment Type

- State account or fund for each investment asset.

HCDE Investment Earnings Reports / PFC Investment Earnings Reports

- State book and market value for each investment asset at beginning and end of the period.

HCDE Inventory Report / PFC Inventory Report

- Present a summary statement for each pooled fund group, including beginning market value; additions and changes to market value during the period; and ending market value.

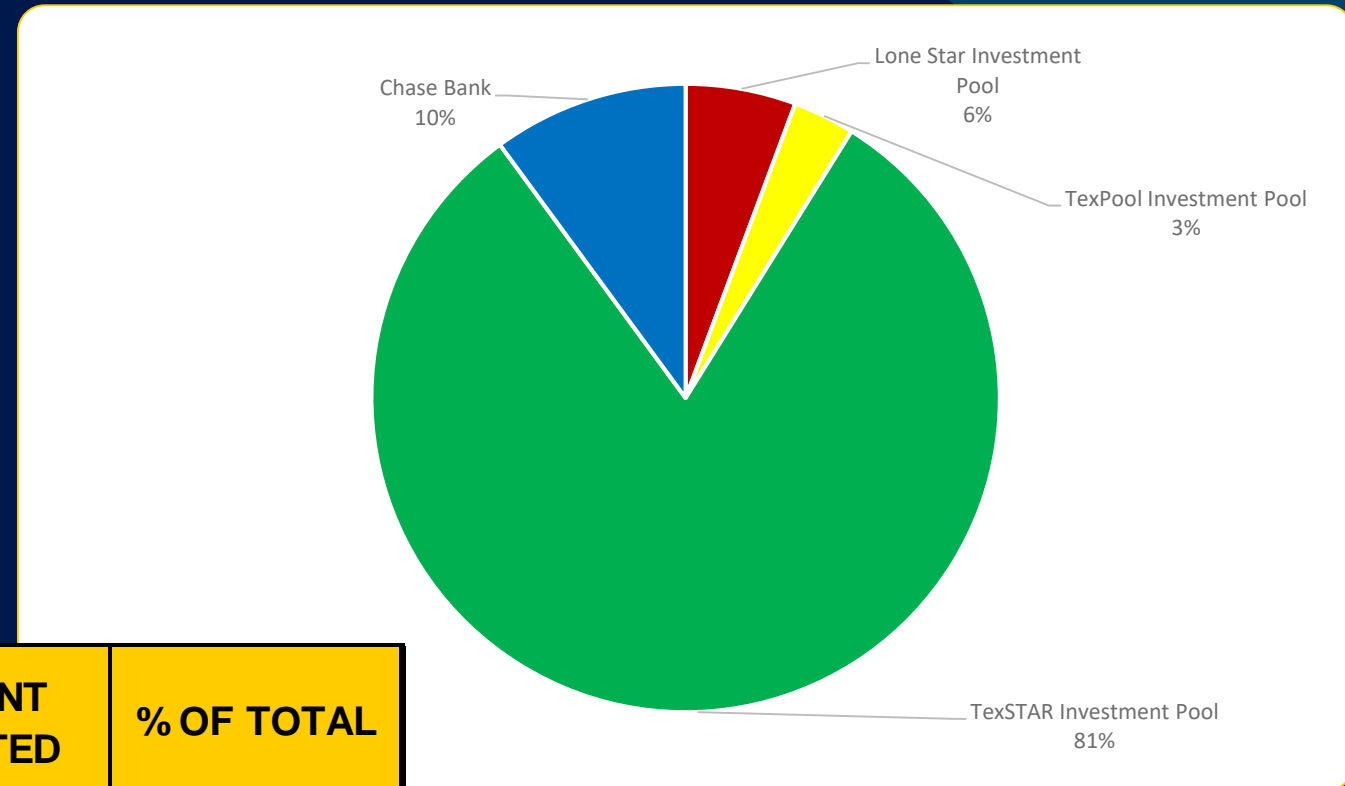
HCDE Inventory Report / PFC Inventory Report



MONTHLY INVESTMENT REPORT (unaudited)
INVESTMENT BY FUND BY TYPE
As of March 31, 2019

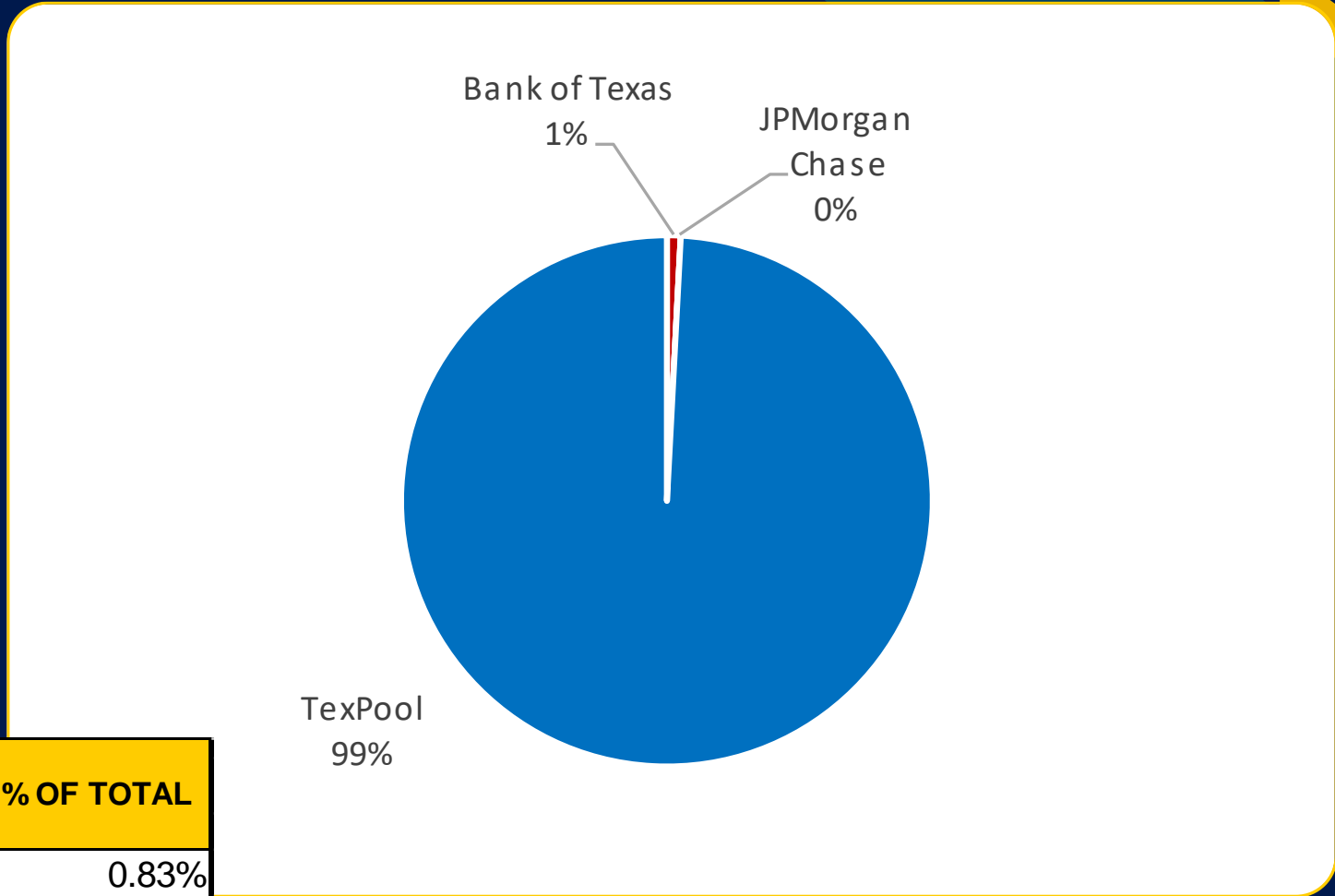
INVESTMENT TYPE	(A) GENERAL FUND	(B) RETIREMENT LEAVE FUND	(C) AGENCY FUNDS	(D) TOTAL HCDE (A)+(B)+(C)	(E) PUBLIC FACILITY CORPORATION	(F) TOTAL FUNDS (D) + (E)
Lone Star Investment Pool	\$ 2,592,081	\$ -	\$ -	\$ 2,592,081	\$ -	\$ 2,592,081
TexPool Investment Pool	899,024	553,043	-	1,452,066	10,602,625	12,054,692
TexSTAR Investment Pool	37,016,315	-	-	37,016,315	-	37,016,315
Bank - Chase (Cash)	4,554,401	-	43,798	4,598,199	-	4,598,199
Bank of Texas - Investment	-	-	-	-	88,933	88,933
Totals	\$45,061,821	\$ 553,043	\$ 43,798	\$45,658,662	\$ 10,691,559	\$56,350,221

MONTHLY INVESTMENT REPORT (unaudited) HCDE PORTFOLIO BY INVESTMENT TYPE As of March 31, 2019



GENERAL FUND INVESTMENT TYPE	AMOUNT INVESTED	% OF TOTAL
Bank Money Market Fund Sweep	\$ 4,598,199	10%
Investment Pools	41,060,462	90%
Totals:	\$ 45,658,662	100%

MONTHLY INVESTMENT REPORT (unaudited) PFC PORTFOLIO INVESTMENT BY TYPE As of March 31, 2019



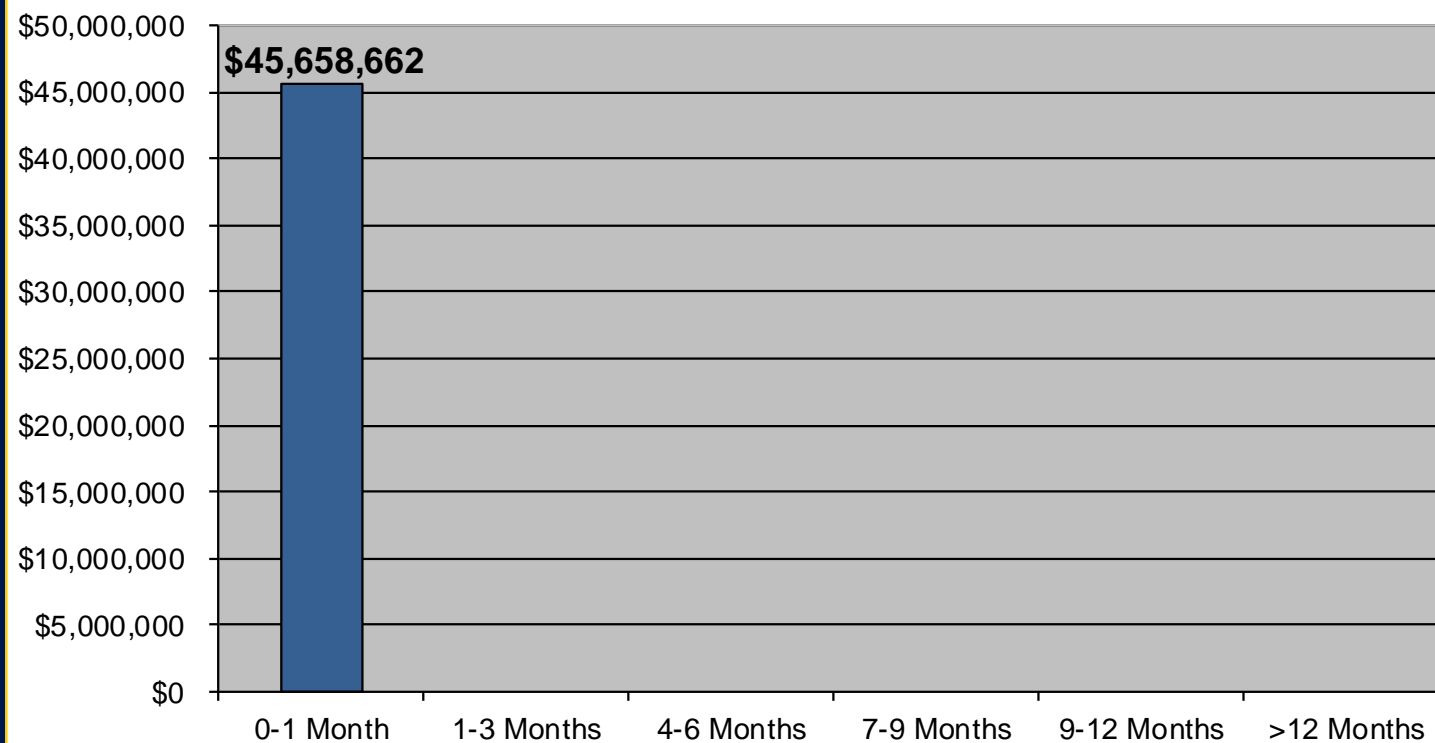
PFC INVESTMENT TYPE	AMOUNT INVESTED	% OF TOTAL
Bank of Texas Funds	88,933	0.83%
Bank Money Market Fund Sweep	-	0.00%
TexPool Investment Pools	10,602,625	99.17%
Total	10,691,559	100%

MONTHLY INVESTMENT REPORT (unaudited)
HCDE INVESTMENT PORTFOLIO COMPARISON
As of March 31, 2018 and March 31, 2019

	FY 2018	FY 2019	CHANGE FROM A YEAR AGO	% CHANGE
Lone Star Investment Pool	\$ 2,539,146	\$ 2,592,081	\$ 52,935	2%
TexPool Investment Pool	1,422,358	1,452,066	29,708	2%
TexSTAR Investment Pool	29,521,667	37,016,315	7,494,648	25%
Bank - Chase (Cash)	4,993,036	4,598,199	(394,837)	-8%
Total	\$38,476,207	\$45,658,662	\$ 7,182,455	19%
HCDE - Public Facility Corporation	10,855,700	10,691,559	(164,141)	-2%
Totals	\$49,331,907	\$56,350,221	\$ 7,018,314	14%

**MONTHLY INVESTMENT REPORT
(unaudited)
PORTFOLIO INVESTMENT
MATURITY
As of March 31, 2019**

**HARRIS COUNTY DEPARTMENT OF EDUCATION
General Fund Portfolio by Maturity Dates
\$45,658,662 as of March 31, 2019**



**MONTHLY INVESTMENT REPORT
(unaudited)
HCDE AND HCDE - PFC PORTFOLIO
MARKET AND BOOK VALUE
As of March 31, 2019**

HCDE	
Book value	\$45,658,662
Market Value	\$45,658,662
Unrealized Gain/(Loss)	\$ -
Fiscal Year-to-Date Earning, HCDE Funds	\$ 381,375
HCDE PFC	
Book value	\$10,691,559
Market Value	\$10,691,559
Unrealized Gain/(Loss)	\$ -
Fiscal Year-to-Date Earning, HCDE Funds	\$ 141,632

**MONTHLY INVESTMENT REPORT
(unaudited)
BEGINNING AND ENDING VALUES /
WAM / YIELD
As of March 31, 2019**

Beginning Book Value	\$ 45,506,316
Beginning Market Value	\$ 45,506,316
Beginning Weighted Average to Maturity	1 Day
Ending Book Value	\$ 45,658,662
Ending Market Value	\$ 45,658,662
Earnings for Period	\$83,519
Change in Book Value	\$ 152,346
Change in Market Value	\$ 152,346
Ending Weighted Average to Maturity	1 Day
Period Average Yield	2.415%
Period Average Benchmark **	2.380%

** Benchmark – 13 Week Treasury Bill at Maturity

Note: The Department also maintained an average of \$4,517,522 during February 2019 to yield 0.05342% in earnings credit resulting in savings of \$1,753.10

**MONTHLY INVESTMENT REPORT
(unaudited)
INVESTMENT INTEREST RATES AND
YIELD EARNED
FY2017-18 Compared to FY2018-19**

Month	INV POOLS %	
	FY18	FY19
SEP	.99 - 1.04	1.97 - 2.0
OCT	1.02 - 1.05	2.14 - 2.16
NOV	1.04 - 1.06	2.20 - 2.22
DEC	1.17 - 1.25	2.31 - 2.34
JAN	1.25 - 1.32	2.38 - 2.41
FEB	1.33 - 1.35	2.39 - 2.40
MAR	1.5 - 1.57	2.40 - 2.42
APR	1.63 - 1.68	-
MAY	1.70 - 1.73	-
JUN	1.82 - 1.92	-
JUL	1.89 - 1.91	-
AUG	1.91 - 1.93	-

Q&A

I certify that the following information is true and accurate to the best of my knowledge.

/s/ Jesus Amezcuca, Ph.D., CPA, RTSBA, Assistant Superintendent for Business Services

/s/ Rosa Maria Torres, RTSBA, Chief Accounting Officer

/s/ Jaime H. Martinez, MBA, Budget and Business Analyst